

NAME OF THE COMPANY : MPS LIMITED
 SCRIP CODE : K31640
 QUARTER ENDED : March 31, 2014
 SHAREHOLDING PATTERN AS ON : 30-Jun-2014

CLAUSE 35
 Introductory sub-table (I)(a)

NAME OF THE SCRIP : M05LTD , CLASS OF SECURITY : EQUITY

Partly paid-up shares:-	No. of Partly Paid-up shares	As a % of total no. of partly paid-up shares	As a % of total no. of shares of the company
Held by promoter/promoter group	NIL	NIL	NIL
Held by public	NIL	NIL	NIL
Total - D	NIL	NIL	NIL
Outstanding convertible securities:-			
	No. of outstanding securities	As a % of total no. of outstanding convertible securities	As a % of total no. of shares of the company, assuming full conversion of the convertible securities
Held by promoter/promoter group	NIL	NIL	NIL
Held by public	NIL	NIL	NIL
Total - E	NIL	NIL	NIL
Warrants:-			
	No. of warrants	As a % of total no. of warrants	As a % of total no. of shares of the company, assuming full conversion of warrants
Held by promoter/promoter group	NIL	NIL	NIL
Held by public	NIL	NIL	NIL
Total - F	NIL	NIL	NIL
Total paid-up capital of the company, assuming full conversion of warrants and convertible securities	16822668	NIL	100



NAME OF THE COMPANY : MPS LIMITED
 SCRIP CODE :
 QUARTER ENDED :
 SHAREHOLDING PATTERN AS ON : 30-Jun-2014


CLAUSE 35
 Introductory sub-table (I)(a)

NAME OF THE SCRIP :

CLASS OF SECURITY : EQUITY

STATEMENT SHOWING SHAREHOLDING PATTERN
 TABLE (I)(a)

CATEGORY OF SHARE HOLDER	NO. OF HOLDERS	TOTAL NO. OF SHARES	SHARES IN DEMAT	TOTAL SHAREHOLDING AS A PERCENTAGE OF TOTAL NUMBER OF SHARES		Number of Shares (VIII)	As a Percentage (IX) = (VIII)/(IV)*100
				AS A % OF (A+B) (VI)	AS A % OF (A+B+C) (VII)		
(I) PUBLIC SHAREHOLDING	(II)	(III)	(IV)	(V)			
1. INSTITUTIONS							
a. MUTUAL FUNDS/UTI	0	0	0	0.0000	0.0000	NA	NA
b. FINANCIAL INSTITUTIONS/BANKS	3	11705	11705	0.0695	0.0695	NA	NA
c. CENTRAL GOVERNMENT/STATE GOVERNMENT(S)	0	0	0	0.0000	0.0000	NA	NA
d. VENTURE CAPITAL FUNDS	0	0	0	0.0000	0.0000	NA	NA
e. INSURANCE COMPANIES	0	0	0	0.0000	0.0000	NA	NA
f. FOREIGN INSTITUTIONAL INVESTORS	1	10883	10883	0.0646	0.0646	NA	NA
g. FOREIGN VENTURE CAPITAL INVESTORS	0	0	0	0.0000	0.0000	NA	NA
h. QUALIFIED FOREIGN INVESTOR	0	0	0	0.0000	0.0000	NA	NA
i. ANY OTHER							
SUB - TOTAL (B)(1)		4	22588	22588	0.1342	0.1342	NA



NAME OF THE COMPANY : MPS LIMITED
 SCRP CODE :
 QUARTER ENDED :
 SHAREHOLDING PATTERN AS ON : 30-Jun-2014

CLAUSE 35
 Introductory sub-table (1)(a)

NAME OF THE SCRIP :

CLASS OF SECURITY : EQUITY

STATEMENT SHOWING SHAREHOLDING PATTERN
 TABLE (1)(a)

DATE GORY CODE	CATEGORY OF SHARE HOLDER	NO. OF HOLDERS	TOTAL SHARES IN DEMAT		TOTAL SHAREHOLDING AS PERCENTAGE OF TOTAL NUMBER OF SHARES	AS A % OF (A+B) (VI)	AS A % OF (A+B+C) (VII)	Number of shares (VIII)	AS a Percentage (IX)= (VII)/(IV)*100
			(I)	(II)					
2. NON-INSTITUTIONS									
a. BODIES CORPORATE									
		305	421130	421130	2.5033	2.5033	NA	NA	
b. INDIVIDUALS -									
i. INDIVIDUAL SHAREHOLDERS									
	HOLDING NOMINAL SHARE CAPITAL UPTO RS. 1 LAKH	6318	2155473	2125743	12.8129	12.8129	NA	NA	
ii. INDIVIDUAL SHAREHOLDERS HOLDING NOMINAL SHARE CAPITAL IN EXCESS OF RS. 1 LAKH									
		40	1058884	1058884	6.2943	6.2943	NA	NA	
c. QUALIFIED FOREIGN INVESTOR									
		0	0	0	0.0000	0.0000	NA	NA	
d. ANY OTHER									
clearing members									
		88	18078	18078	0.1074	0.1074	NA	NA	
Directors and their relatives									
		2	9732	9732	0.0578	0.0578	NA	NA	
Hindu undivided families									
		303	350208	350208	2.0817	2.0817	NA	NA	
Non resident Indians									
		126	169558	169558	1.0079	1.0079	NA	NA	
Trusts									
		1	21	21	0.0001	0.0001	NA	NA	
		520	547597	547597	3.2551	3.2551	NA	NA	
SUB - TOTAL (B)(2)									
		7183	4183084	4153354	24.8657	24.8657	NA	NA	
TOTAL PUBLIC SHAREHOLDING									
		7187	4205672	4175942	25.0000	25.0000	NA	NA	
TOTAL (A)+(B)									
		7188	16822668	16792938	100.0000	100.0000	0	0.0000	



4

DATE CATEGORY SHARE HOLDER CODE	CATEGORY OF SHARE HOLDER	NO. OF HOLDERS	TOTAL NO. OF SHARES	SHARES IN DEMAT	TOTAL SHAREHOLDING AS A PERCENTAGE OF TOTAL NUMBER OF SHARES	AS A % OF (A+B) (VI)	AS A % OF (A+B+C) (VII)	Number of Shares (VIII)	As a Percentage (IX)= (VIII)/(IV)*100	SHARES PLEDGED OR OTHERWISE ENCUMBERED
(I)	(II)	(III)	(IV)	(V)	(VI)	(VII)	(VIII)	(IX)		
C.	SHARES HELD BY CUSTODIANS AND AGAINST WHICH DEPOSITORY RECEIPTS HAVE BEEN ISSUED									
	Promoter and Promoter Group	0	0	0	0.0000	0.0000	NA	NA	NA	
	Public	0	0	0	0.0000	0.0000	NA	NA	NA	
	TOTAL CUSTODIAN (C)	0	0	0	0.0000	0.0000	NA	NA	NA	
	GRAND TOTAL (A)+(B)+(C)	7188	16822668	16792938	100.0000	100.0000	0	0.0000		



MPS LIMITED
 (I) (B) Statement showing holding of securities (including shares, warrants, convertible securities) of persons belonging to the category "Promoter and Promoter Group" - 30-Jun-2014

Sr. No	Name of the shareholder	Details of Shares held			Encumbered shares (*)			Details of warrants			Details of convertible securities			Total shares (including underlying shares assuming full conversion of warrants and convertible securities) as a % of diluted share capital (XII)	
		No. of Shares held	As a % of grand total (A)+(B)+(C)	No. of Shares held	As a percentage (VI) = (V) / ((III)*100)	As a % of grand total (A)+(B)+(C) of sub-clause (I)(a)	Number of warrants held	As a % total number of warrants of the same class	Number of convertible securities held	As a % total number of convertible securities of the same class	Number of convertible securities held	As a % total number of convertible securities of the same class			
1	MADI BPO SERVICES LIMITED	12616996	74.9999	0	0.0000	0.0000	0	0.0000	0	0.0000	0	0.0000	0	0.0000	74.9999
	TOTAL	12616996	74.9999	0	0.0000	0.0000	0	0.0000	0	0.0000	0	0.0000	0	0.0000	74.9999



MPS LIMITED
 (1)(c)(i) Statement showing holding of securities (including shares, warrants, convertible securities) of persons belonging to the category 'Public' and holding more than 1% of the total number of shares - 30-Jun-2014


Sr.No	Name of the shareholder	No. of Shares held	Shares as a percentage of total number of shares (i.e., Grand Total (A)+(B)+(C) indicated in Statement at para(I)(a) above)	Details of warrants		As a % total number of warrants of the same class		Details of convertible securities		Total shares (including underlying shares assuming full conversion of warrants and convertible securities) as a % of diluted share capital
				Number of warrants held	Number of total warrants	Number of convertible securities held	Number of convertible securities	% w.r.t total	% w.r.t total	
	NIL									



MPS LIMITED


(I)(c)(ii) Statement showing holding of securities (including shares, warrants, convertible securities) of persons (together with PAC) belonging to the category "Public" and holding more than 5% of the total number of shares of the company -- 30-Jun-2014

Sr.No	Name(s) of the shareholder(s) and the Persons Acting in Concert (PAC) with them	No. of Shares held	Shares as a percentage of total number of shares	Details of		Total shares (including underlying shares assuming full conversion of warrants and convertible securities) as a % of diluted share capital	
				warrants	convertible securities		
			(i.e., Grand Total (A)+(B)+(C) indicated in Statement at para(I)(a) above)	Number of warrants held	As a % of total number of warrants of the same class	Number of convertible securities held	% w.r.t total number of convertible securities of the same class
	NIL						




RPS LIMITED
(1)(d) STATEMENT SHOWING DETAILS OF LOCKED-IN SHARES -30-Jun-2014

SL.NO NAME OF THE SHARE HOLDER	NUMBER OF LOCKED IN SHARES	LOCKED-IN SHARES AS A % OF TOTAL NUMBER OF SHARES	PROMOTER / PROMOTER GROUP / PUBLIC
NIL			




NPS LIMITED
(11)(a) STATEMENT SHOWING DETAILS OF DEPOSITORY RECEIPTS (DRS) - 30-Jun-2014

SL. NO	TYPE OF OUTSTANDING DR (ADRS, GDRs, SDRs etc.)	NUMBER OF OUTSTANDING DRS	NUMBER OF SHARES UNDERLYING OUTSTANDING DRS	SHARES UNDERLYING OUTSTANDING DRS AS A % OF TOTAL NUMBER OF SHARES i.e., GRAND TOTAL (A)+(B)+(C) INDICATED IN STATEMENT AT PARA (1)(a) (ABOVE)
	NIL			



MPS LIMITED
 (II)(b) STATEMENT SHOWING HOLDING OF DEPOSITORY RECEIPTS (DRs), WHERE UNDERLYING SHARES HELD BY
 PROMOTER/PROMOTER GROUP ARE IN EXCESS OF 1% OF THE TOTAL NUMBER OF SHARES - 30-Jun-2014

SL.NO	NAME OF THE DR HOLDER	TYPE OF OUTSTANDING DR (ADRs, GDRs, SDRs, etc.)	NUMBER OF UNDERLYING SHARES	SHARES UNDERLYING DRs AS A % OF TOTAL NUMBER OF UNDERLYING SHARES (i.e., GRAND TOTAL DRs	STATEMENT AT PARA (I)(a) (ABOVE)
	NIL				



MPS LIMITED
 (iii)(a) STATEMENT SHOWING THE VOTING PATTERN OF SHAREHOLDERS, IF MORE THAN ONE CLASS OF SHARES / SECURITIES IS ISSUED BY THE ISSUER.

CATEGORY OF SHARE HOLDER	NUMBER OF VOTING RIGHTS HELD IN EACH CLASS OF SECURITIES			TOTAL VOTING RIGHTS (III+IV+V)	TOTAL VOTING RIGHTS I.e.(VI)	AS A % OF (A+B) (VII)	AS A % OF (A+B+C) (VIII)
	CLASS X (III)	CLASS Y (IV)	CLASS Z (V)				
(A) PROMOTER AND PROMOTER GROUP							
(1) INDIAN							
(a) INDIVIDUALS/HINDU UNDIVIDED FAMILY							
(b) CENTRAL GOVERNMENT / STATE GOVERNMENT(S)							
(c) BODIES CORPORATE	12616996			12616996	74.9999	74.9999	
(d) FINANCIAL INSTITUTIONS / BANKS							
(e) ANY OTHER (SPECIFY)							
SUB-TOTAL(A)(1)	12616996			12616996	74.9999	74.9999	
(2) FOREIGN							
(a) INDIVIDUALS (NON-RESIDENT INDIVIDUALS / FOREIGN INDIVIDUALS)							
(b) BODIES CORPORATE							
(c) INSTITUTIONS							
(d) ANY OTHER							
SUB-TOTAL(A)(2)							
TOTAL SHAREHOLDING OF PROMOTER AND PROMOTER GROUP (A)=(A)(1)+(A)(2)	12616996			12616996	74.9999	74.9999	



MPS LIMITED

(III)(a) STATEMENT SHOWING THE VOTING PATTERN OF SHAREHOLDERS, IF MORE THAN ONE CLASS OF SHARES / SECURITIES IS ISSUED BY THE ISSUER.

(I)	(II)	(III)	(IV)	(V)	(VI)	(VII)	(VIII)
(B) PUBLIC SHAREHOLDING							
(1) INSTITUTIONS							
(a) MUTUAL FUNDS / UTI							
(b) FINANCIAL INSTITUTIONS / BANKS		11705	-	-	11705	0.0695	0.0695
(c) CENTRAL GOVERNMENT / STATE GOVERNMENT(S)							
(d) VENTURE CAPITAL FUNDS							
(e) INSURANCE COMPANIES							
(f) FOREIGN INSTITUTIONAL INVESTORS		10883	-	-	10883	0.0646	0.0646
(g) FOREIGN VENTURE CAPITAL INVESTORS							
(h) ANY OTHER (SPECIFY)							
SUB-TOTAL(B)(1)		22588	-	-	22588	0.1342	0.1342
(2) NON-INSTITUTIONS							
(a) BODIES CORPORATE		421180	-	-	421180	2.5033	2.5033
(b) INDIVIDUALS -							
I. INDIVIDUAL SHAREHOLDERS HOLDING NOMINAL SHARECAPITAL UP TO RS. 1 LAKH		2155473	-	-	2155473	12.8129	12.8129
II. INDIVIDUAL SHAREHOLDERS HOLDING NOMINAL SHARECAPITAL IN EXCESS OF RS. 1 LAKH		1058884	-	-	1058884	6.2943	6.2943
(c) ANY OTHER (SPECIFY) <i>clearing members</i>		18078	-	-	18078	0.1074	0.1074
<i>Director</i>		9732	-	-	9732	0.0578	0.0578
<i>NRI</i>		169558	-	-	169558	1.0079	1.0079
<i>HUF</i>		250228	-	-	250228	2.0817	2.0817
SUB-TOTAL(B)(2) <i>Trust</i>		4183084	-	-	4183084	24.8657	24.8657
TOTAL PUBLIC SHAREHOLDING (B)=(B)(1)+(B)(2)		4205672	-	-	4205672	25.0000	25.0000
TOTAL (A)+(B)		16822668	-	-	16822668	100.0000	100.0000
(C) SHARES HELD BY CUSTODIANS AND AGAINST WHICH DEPOSITORY RECEIPTS HAVE BEEN ISSUED		-	-	-	-	-	-
GRAND TOTAL (A)+(B)+(C)		16822668	-	-	16822668	100.0000	100.0000

HA FCA 21162