

CLAUSE 35
Introductory sub-table (I)(a)


NAME OF THE COMPANY : MPS LIMITED
SCRIP CODE :
QUARTER ENDED :
SHAREHOLDING PATTERN AS ON : 31-Mar-2015

, NAME OF THE SCRIP :

, CLASS OF SECURITY : EQUITY

Partly paid-up shares:-	No. of partly paid-up shares	As a % of total no. of partly paid-up shares	As a % of total no. of shares of the company
Held by promoter/promoter group	NIL	NIL	NIL
Held by public	NIL	NIL	NIL
Total - D	NIL	NIL	NIL
Outstanding convertible securities:-	No. of outstanding securities	As a % of total no. of outstanding convertible securities	As a % of total no. of shares of the company, assuming full conversion of the convertible securities
Held by promoter/promoter group	NIL	NIL	NIL
Held by public	NIL	NIL	NIL
Total - E	NIL	NIL	NIL
Warrants:-	No. of warrants	As a % of total no. of warrants	As a % of total no. of shares of the company, assuming full conversion of warrants
Held by promoter/promoter group	NIL	NIL	NIL
Held by public	NIL	NIL	NIL
Total - F	NIL	NIL	NIL
Total paid-up capital of the company, assuming full Conversion of warrants and convertible securities	18616926	NIL	NIL

[Handwritten Signature]
MPS LIMITED




CLAUSE 35
Introductory sub-table (I)(a)

NAME OF THE COMPANY : MPS LIMITED
 SCRIP CODE : , NAME OF THE SCRIP : , CLASS OF SECURITY : EQUITY
 QUARTER ENDED :
 SHAREHOLDING PATTERN AS ON : 31-Mar-2015

STATEMENT SHOWING SHAREHOLDING PATTERN
TABLE (I)(a)

CATE GORY CODE	CATEGORY OF SHARE HOLDER	NO.OF HOLDERS	TOTAL NO.OF SHARES	SHARES IN DEMAT	TOTAL SHAREHOLDING AS A PERCENTAGE OF TOTAL NUMBER OF SHARES		SHARES PLEDGED OR OTHERWISE ENCUMBERED	
					AS A % OF (A+B) (VI)	AS A % OF (A+B+C) (VII)	Number of shares (VIII)	As a percentage (IX)= (VIII)/(IV)*100
(I)	(II)	(III)	(IV)	(V)	(VI)	(VII)	(VIII)	(IX)
A. SHAREHOLDING OF PROMOTER AND PROMOTER GROUP								
1. INDIAN								
a.	INDIVIDUALS/HINDU UNDIVIDED FAMILY	0	0	0	0.0000	0.0000	0	0.0000
b.	CENTRAL GOVERNMENT/ STATE GOVERNMENT(S)	0	0	0	0.0000	0.0000	0	0.0000
c.	BODIES CORPORATE	1	12616996	12616996	67.7716	67.7716	0	0.0000
d.	FINANCIAL INSTITUTIONS/ BANKS	0	0	0	0.0000	0.0000	0	0.0000
e.	ANY OTHER							
SUB - TOTAL (A)(1)		1	12616996	12616996	67.7716	67.7716	0	0.0000
2. FOREIGN								
a.	INDIVIDUALS (NON- RESIDENT INDIVIDUALS/ FOREIGN INDIVIDUALS)	0	0	0	0.0000	0.0000	0	0.0000
b.	BODIES CORPORATE	0	0	0	0.0000	0.0000	0	0.0000
c.	INSTITUTIONS	0	0	0	0.0000	0.0000	0	0.0000
d.	QUALIFIED FOREIGN INVESTOR	0	0	0	0.0000	0.0000	0	0.0000
e.	ANY OTHER							
SUB - TOTAL (A)(2)		0	0	0	0.0000	0.0000	0	0.0000
TOTAL SHARE HOLDING OF PROMOTER AND PROMOTER GROUP (A) = (A)(1)+(A)(2)		1	12616996	12616996	67.7716	67.7716	0	0.0000



CLAUSE 35
Introductory sub-table (I)(a)

NAME OF THE COMPANY : MPS LIMITED
 SCRIP CODE : , NAME OF THE SCRIP : , CLASS OF SECURITY : EQUITY
 QUARTER ENDED :
 SHAREHOLDING PATTERN AS ON : 31-Mar-2015

STATEMENT SHOWING SHAREHOLDING PATTERN
TABLE (I)(a)

DATE CATEGORY CODE	CATEGORY OF SHARE HOLDER	NO.OF HOLDERS	TOTAL NO.OF SHARES	SHARES IN DEMAT	TOTAL SHAREHOLDING AS A PERCENTAGE OF TOTAL NUMBER OF SHARES		SHARES PLEDGED OR OTHERWISE ENCUMBERED	
					AS A % OF (A+B) (VI)	AS A % OF (A+B+C) (VII)	Number of shares (VIII)	As a percentage (IX)= (VIII)/(IV)*100
(I)	(II)	(III)	(IV)	(V)	(VI)	(VII)	(VIII)	(IX)
B. PUBLIC SHAREHOLDING								
1. INSTITUTIONS								
a.	MUTUAL FUNDS/UTI	10	1048639	1048639	5.6327	5.6327	NA	NA
b.	FINANCIAL INSTITUTIONS/ BANKS	2	5165	5165	0.0277	0.0277	NA	NA
c.	CENTRAL GOVERNMENT/ STATE GOVERNMENT(S)	0	0	0	0.0000	0.0000	NA	NA
d.	VENTURE CAPITAL FUNDS	0	0	0	0.0000	0.0000	NA	NA
e.	INSURANCE COMPANIES	0	0	0	0.0000	0.0000	NA	NA
f.	FOREIGN INSTITUTIONAL INVESTORS	10	855455	855455	4.5950	4.5950	NA	NA
g.	FOREIGN VENTURE CAPITAL INVESTORS	0	0	0	0.0000	0.0000	NA	NA
h.	QUALIFIED FOREIGN INVESTOR	0	0	0	0.0000	0.0000	NA	NA
i.	ANY OTHER							
SUB - TOTAL (B)(1)		22	1909259	1909259	10.2555	10.2555	NA	NA



CLAUSE 35
Introductory sub-table (I)(a)

NAME OF THE COMPANY : MPS LIMITED
SCRIP CODE : , NAME OF THE SCRIP : , CLASS OF SECURITY : EQUITY
QUARTER ENDED :
SHAREHOLDING PATTERN AS ON : 31-Mar-2015

STATEMENT SHOWING SHAREHOLDING PATTERN
TABLE (I)(a)

DATE CATEGORY CODE	CATEGORY OF SHARE HOLDER	NO. OF HOLDERS	TOTAL NO. OF SHARES	SHARES IN DEMAT	TOTAL SHAREHOLDING AS A PERCENTAGE OF TOTAL NUMBER OF SHARES	SHARES PLEDGED OR OTHERWISE ENCUMBERED	AS A % OF (A+B) (VI)	AS A % OF (A+B+C) (VII)	Number of shares (VIII)	As a percentage (IX)= (VIII)/(IV)*100
(I)	(II)	(III)	(IV)	(V)						
2. NON-INSTITUTIONS										
a.	BODIES CORPORATE	279	334438	334438	1.7964	1.7964	NA	NA		
b.	INDIVIDUALS -									
	I INDIVIDUAL SHAREHOLDERS HOLDING NOMINAL SHARE CAPITAL UPTO RS. 1 LAKH	7187	2184975	2157455	11.7364	11.7364	NA	NA		
	II INDIVIDUAL SHAREHOLDERS HOLDING NOMINAL SHARE CAPITAL IN EXCESS OF RS. 1 LAKH	41	985834	985834	5.2953	5.2953	NA	NA		
c.	QUALIFIED FOREIGN INVESTOR	0	0	0	0.0000	0.0000	NA	NA		
d.	ANY OTHER									
	CLEARING MEMBERS	65	17901	17901	0.0961	0.0961	NA	NA		
	DIRECTORS AND THEIR RELATIVES	1	9731	9731	0.0522	0.0522	NA	NA		
	FOREIGN NATIONALS	1	425	425	0.0022	0.0022	NA	NA		
	HINDU UNDIVIDED FAMILIES	339	349906	349906	1.8795	1.8795	NA	NA		
	NON RESIDENT INDIANS	211	207461	207461	1.1143	1.1143	NA	NA		
		617	585424	585424	3.1445	3.1445	NA	NA		
SUB - TOTAL (B)(2)		8124	4090671	4063151	21.9728	21.9728	NA	NA		
TOTAL PUBLIC SHAREHOLDING (B) = (B)(1)+(B)(2)		8146	5999930	5972410	32.2283	32.2283	NA	NA		
TOTAL (A)+(B)		8147	18616926	18589406	100.0000	100.0000	0	0.0000		



CATEGORY CODE	CATEGORY OF SHARE HOLDER	NO. OF HOLDERS	TOTAL NO. OF SHARES	SHARES IN DEMAT	TOTAL SHAREHOLDING AS A PERCENTAGE OF TOTAL NUMBER OF SHARES	SHARES PLEDGED OR OTHERWISE ENCUMBERED	
(I)	(II)	(III)	(IV)	(V)	AS A % OF (A+B) (VI)	AS A % OF (A+B+C) (VII)	Number of shares (VIII) As a percentage (IX)= (VIII)/(IV)*100
C. SHARES HELD BY CUSTODIANS AND AGAINST WHICH DEPOSITORY RECEIPTS HAVE BEEN ISSUED							
	Promoter and Promoter Group Public	0	0	0	0.0000	0.0000	NA NA
	TOTAL CUSTODIAN (C)	0	0	0	0.0000	0.0000	NA NA
GRAND TOTAL (A)+(B)+(C)		8147	18616926	18589406	100.0000	0	0.0000


[Handwritten Signature]



MPS LIMITED

(I)(b) Statement showing holding of securities (including shares, warrants, convertible securities) of persons belonging to the category "Promoter and Promoter Group" - 31-Mar-2015


Sr.No	Name of the shareholder	Details of Shares held		Encumbered shares (*)			Details of warrants		Details of convertible securities		Total shares (including underlying shares assuming full conversion of warrants and convertible securities) as a % of diluted share capital
		No. of Shares held	As a % of grand total (A)+(B)+(C)	No. of Shares held	As a percentage	As a % of grand total (A)+(B)+(C) of sub-clause (I)(a)	Number of warrants held	As a % total number of warrants of the same class	Number of convertible securities held	As a % total number of convertible securities of the same class	
(I)	(II)	(III)	(IV)	(V)	(VI)= (V)/(III)*100	(VII)	(VIII)	(IX)	(X)	(XI)	(XII)
1	ADI BPO SERVICES LIMITED	12616996	67.7716	0	0.0000	0.0000	0	0.0000	0	0.0000	67.7716
	TOTAL	12616996	67.7716	0	0.0000	0.0000	0	0.0000	0	0.0000	67.7716



MPS LIMITED

(I)(c)(i) Statement showing holding of securities (including shares, warrants, convertible securities) of persons belonging to the category "Public" and holding more than 1% of the total number of shares - 31-Mar-2015

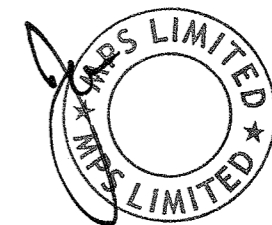
Sr.No	Name of the shareholder	No. of Shares held	Shares as a percentage of total number of shares (i.e., Grand Total (A)+(B)+(C) indicated in Statement at para(I)(a) above?	Details of warrants		Details of convertible securities		Total shares (including underlying shares assuming full conversion of warrants and convertible securities) as a % of diluted share capital
				Number of warrants held	As a % total number of warrants of the same class	Number of convertible securities held	% w.r.t total number of convertible securities of the same class	
1	GOLDMAN SACHS INDIA FUND LIMITED	560961	3.0131	0	0.0000	0	0.0000	3.0131
2	HDFC TRUSTEE COMPANY LIMITED - HDFC PRUDENCE FUND	841129	4.5180	0	0.0000	0	0.0000	4.5180
	HDFC TRUSTEE COMPANY LTD - HDFC CORE AND SATELLITE FUND	56000	0.3008	0	0.0000	0	0.0000	0.3008
	TOTAL	1458090	7.8320	0	0.0000	0	0.0000	7.8320



MPS LIMITED

(I)(c)(ii) Statement showing holding of securities (including shares, warrants, convertible securities) of persons (together with PAC) belonging to the category "Public" and holding more than 5% of the total number of shares of the company - 31-Mar-2015


Sr.No	Name(s) of the shareholder(s) and the Persons Acting in Concert (PAC) with them	No. of Shares held	Shares as a percentage of total number of shares (i.e., Grand Total (A)+(B)+(C) indicated in Statement at para(I)(a) above?	Details of warrants		Details of convertible securities		Total shares (including underlying shares assuming full conversion of warrants and convertible securities) as a % of diluted share capital
				Number of warrants held	As a % total number of warrants of the same class	Number of convertible securities held	% w.r.t total convertible securities of the same class	
	NIL							



MPS LIMITED

(I)(d) STATEMENT SHOWING DETAILS OF LOCKED-IN SHARES -31-Mar-2015


SL.NO	NAME OF THE SHARE HOLDER	NUMBER OF LOCKED IN SHARES	LOCKED-IN SHARES AS A % OF TOTAL NUMBER OF SHARES (i.e., GRAND TOTAL (A)+(B)+(C) INDICATED IN STATEMENT AT PARA (I)(a) ABOVE)	Promoter / Promoter Group / Public
	NIL			



MPS LIMITED

(II)(a) STATEMENT SHOWING DETAILS OF DEPOSITORY RECEIPTS (DRs) - 31-Mar-2015


SL.NO	TYPE OF OUTSTANDING DR (ADRs, GDRs, SDRs, etc.)	NUMBER OF OUTSTANDING DRs	NUMBER OF SHARES UNDERLYING OUTSTANDING DRs	SHARES UNDERLYING OUTSTANDING DRs AS A % OF TOTAL NUMBER OF SHARES (i.e., GRAND TOTAL (A)+(B)+(C) INDICATED IN STATEMENT AT PARA (I)(a) ABOVE)
	NIL			



MPS LIMITED

(II)(b) STATEMENT SHOWING HOLDING OF DEPOSITORY RECEIPTS (DRs), WHERE UNDERLYING SHARES HELD BY
PROMOTER/PROMOTER GROUP ARE IN EXCESS OF 1% OF THE TOTAL NUMBER OF SHARES - 31-Mar-2015


SL.NO	NAME OF THE DR HOLDER	TYPE OF OUTSTANDING DR (ADRS, GDRs, SDRs,etc.)	NUMBER OF SHARES UNDERLYING OUTSTANDING DRs	SHARES UNDERLYING OUTSTANDING DRs AS A % OF TOTAL NUMBER OF SHARES (i.e., GRAND TOTAL (A)+(B)+(C) INDICATED IN STATEMENT AT PARA (I)(a) ABOVE}
	NIL			



MPS LIMITED

(III)(a) STATEMENT SHOWING THE VOTING PATTERN OF SHAREHOLDERS, IF MORE THAN ONE CLASS OF SHARES / SECURITIES IS ISSUED BY THE ISSUER.

CATEGORY OF SHARE HOLDER	NUMBER OF VOTING RIGHTS HELD IN EACH CLASS OF SECURITIES			TOTAL VOTING RIGHTS (III+IV+V)	TOTAL VOTING RIGHTS i.e. (VI)	
	CLASS X (III)	CLASS Y (IV)	CLASS Z (V)	(VI)	AS A % OF (A+B) (VII)	AS A % OF (A+B+C) (VIII)
(A) PROMOTER AND PROMOTER GROUP						
(1) INDIAN						
(a) INDIVIDUALS/HINDU UNDIVIDED FAMILY	—	—	—	—	—	—
(b) CENTRAL GOVERNMENT / STATE GOVERNMENT(S)	—	—	—	—	—	—
(c) BODIES CORPORATE	12616996	—	—	12616996	67.7716	67.7716
(d) FINANCIAL INSTITUTIONS / BANKS	—	—	—	—	—	—
(e) ANY OTHER (SPECIFY)	—	—	—	—	—	—
SUB-TOTAL (A)(1)	12616996	—	—	12616996	67.7716	67.7716
(2) FOREIGN						
(a) INDIVIDUALS (NON-RESIDENT INDIVIDUALS / FOREIGN INDIVIDUALS)	—	—	—	—	—	—
(b) BODIES CORPORATE	—	—	—	—	—	—
(c) INSTITUTIONS	—	—	—	—	—	—
(d) ANY OTHER	—	—	—	—	—	—
SUB-TOTAL (A)(2)	—	—	—	—	—	—
TOTAL SHAREHOLDING OF PROMOTER AND PROMOTER GROUP (A)=(A)(1)+(A)(2)	12616996	—	—	12616996	67.7716	67.7716



MPS LIMITED

(III)(a) STATEMENT SHOWING THE VOTING PATTERN OF SHAREHOLDERS, IF MORE THAN ONE CLASS OF SHARES / SECURITIES IS ISSUED BY THE ISSUER.

(I)	(II)	(III)	(IV)	(V)	(VI)	(VII)	(VIII)
(B)	PUBLIC SHAREHOLDING						
(1)	INSTITUTIONS						
(a)	MUTUAL FUNDS / UTI	1048639	—	—	1048639	5.6327	5.6327
(b)	FINANCIAL INSTITUTIONS / BANKS	5165	—	—	5165	0.0277	0.0277
(c)	CENTRAL GOVERNMENT / STATE GOVERNMENT(S)	—	—	—	—	—	—
(d)	VENTURE CAPITAL FUNDS	—	—	—	—	—	—
(e)	INSURANCE COMPANIES	—	—	—	—	—	—
(f)	FOREIGN INSTITUTIONAL INVESTORS	855455	—	—	855455	4.5950	4.5950
(g)	FOREIGN VENTURE CAPITAL INVESTORS	—	—	—	—	—	—
(h)	ANY OTHER (SPECIFY)	—	—	—	—	—	—
	SUB-TOTAL (B)(1)	110909259	—	—	110909259	10.2555	10.2555
(2)	NON-INSTITUTIONS						
(a)	BODIES CORPORATE	334438	—	—	334438	1.7964	1.7964
(b)	INDIVIDUALS -						
	I. INDIVIDUAL SHAREHOLDERS HOLDING NOMINAL SHARECAPITAL UP TO RS. 1 LAKH	2184975	—	—	2184975	11.7364	11.7364
	II. INDIVIDUAL SHAREHOLDERS HOLDING NOMINAL SHARECAPITAL IN EXCESS OF RS. 1 LAKH	985834	—	—	985834	5.2953	5.2953
(c)	ANY OTHER (SPECIFY)	17901	—	—	17901	0.0961	0.0961
		9731	—	—	9731	0.0522	0.0522
		425	—	—	425	0.0022	0.0022
		349906	—	—	349906	1.8795	1.8795
		207461	—	—	207461	1.1143	1.1143
	SUB-TOTAL (B)(2)	4090671	—	—	4090671	21.9728	21.9728
	TOTAL PUBLIC SHAREHOLDING (B)=(B)(1)+(B)(2)	5999930	—	—	5999930	32.2283	32.2283
	TOTAL (A)+(B)	118616926	—	—	118616926	100.0000	100.0000
(C)	SHARES HELD BY CUSTODIANS AND AGAINST WHICH DEPOSITORY RECEIPTS HAVE BEEN ISSUED	—	—	—	—	—	—
	GRAND TOTAL (A)+(B)+(C)	118616926	—	—	118616926	100.0000	100.0000

Clearing Member
Director & their Relative
FI
MUF
NRI

