


CLAUSE 35  
Introductory sub-table (I)(a)

NAME OF THE COMPANY : MPS LIMITED  
SCRIP CODE :  
QUARTER ENDED :  
SHAREHOLDING PATTERN AS ON : 31-Dec-2014

, NAME OF THE SCRIP :

, CLASS OF SECURITY : EQUITY

Partly paid-up shares:-	No. of partly paid-up shares	As a % of total no. of partly paid-up shares	As a % of total no. of shares of the company
Held by promoter/promoter group	NIL	NIL	NIL
Held by public	NIL	NIL	NIL
Total - D	NIL	NIL	NIL
Outstanding convertible securities:-	No. of outstanding securities	As a % of total no. of outstanding convertible securities	As a % of total no. of shares of the company, assuming full conversion of the convertible securities
Held by promoter/promoter group	NIL	NIL	NIL
Held by public	NIL	NIL	NIL
Total - E	NIL	NIL	NIL
Warrants:-	No. of warrants	As a % of total no. of warrants	As a % of total no. of shares of the company, assuming full conversion of warrants
Held by promoter/promoter group	NIL	NIL	NIL
Held by public	NIL	NIL	NIL
Total - F	NIL	NIL	NIL
Total paid-up capital of the company, assuming full Conversion of warrants and convertible securities	16822668	NIL	100



CLAUSE 35  
Introductory sub-table (I)(a)


NAME OF THE COMPANY : MPS LIMITED  
SCRIP CODE :  
QUARTER ENDED :  
SHAREHOLDING PATTERN AS ON : 31-Dec-2014

, NAME OF THE SCRIP :

, CLASS OF SECURITY : EQUITY

STATEMENT SHOWING SHAREHOLDING PATTERN  
TABLE (I)(a)

CATEGORY CODE	CATEGORY OF SHARE HOLDER	NO. OF HOLDERS	TOTAL NO. OF SHARES	SHARES IN DEMAT	TOTAL SHAREHOLDING AS A PERCENTAGE OF TOTAL NUMBER OF SHARES		SHARES PLEDGED OR OTHERWISE ENCUMBERED	
					AS A % OF (A+B) (VI)	AS A % OF (A+B+C) (VII)	Number of shares (VIII)	As a percentage (IX) = (VIII)/(IV)*100
(I)	(II)	(III)	(IV)	(V)	(VI)	(VII)	(VIII)	(IX)
A.	SHAREHOLDING OF PROMOTER AND PROMOTER GROUP							
1.	INDIAN							
a.	INDIVIDUALS/HINDU UNDIVIDED FAMILY	0	0	0	0.0000	0.0000	0	0.0000
b.	CENTRAL GOVERNMENT/ STATE GOVERNMENT(S)	0	0	0	0.0000	0.0000	0	0.0000
c.	BODIES CORPORATE	1	12616996	12616996	74.9999	74.9999	0	0.0000
d.	FINANCIAL INSTITUTIONS/ BANKS	0	0	0	0.0000	0.0000	0	0.0000
e.	ANY OTHER							
	SUB - TOTAL (A)(1)	1	12616996	12616996	74.9999	74.9999	0	0.0000
2.	FOREIGN							
a.	INDIVIDUALS (NON- RESIDENT INDIVIDUALS/ FOREIGN INDIVIDUALS)	0	0	0	0.0000	0.0000	0	0.0000
b.	BODIES CORPORATE	0	0	0	0.0000	0.0000	0	0.0000
c.	INSTITUTIONS	0	0	0	0.0000	0.0000	0	0.0000
d.	QUALIFIED FOREIGN INVESTOR	0	0	0	0.0000	0.0000	0	0.0000
e.	ANY OTHER							
	SUB - TOTAL (A)(2)	0	0	0	0.0000	0.0000	0	0.0000
	TOTAL SHARE HOLDING OF PROMOTER AND PROMOTER GROUP (A) = (A)(1)+(A)(2)	1	12616996	12616996	74.9999	74.9999	0	0.0000



CLAUSE 35  
Introductory sub-table (I)(a)

NAME OF THE COMPANY : MPS LIMITED  
 SCRIIP CODE :  
 QUARTER ENDED :  
 SHAREHOLDING PATTERN AS ON : 31-Dec-2014

, NAME OF THE SCRIIP :

, CLASS OF SECURITY : EQUITY

STATEMENT SHOWING SHAREHOLDING PATTERN  
TABLE (I)(a)

CATEGORY CODE	CATEGORY OF SHARE HOLDER	NO. OF HOLDERS	TOTAL NO. OF SHARES	SHARES IN DEMAT	TOTAL SHAREHOLDING AS A PERCENTAGE OF TOTAL NUMBER OF SHARES		SHARES PLEDGED OR OTHERWISE ENCUMBERED	
					AS A % OF (A+B) (VI)	AS A % OF (A+B+C) (VII)	Number of shares (VIII)	As a percentage (IX) = (VIII)/(IV)*100
(I)	(II)	(III)	(IV)	(V)				
<b>B. PUBLIC SHAREHOLDING</b>								
<b>1. INSTITUTIONS</b>								
a.	MUTUAL FUNDS/UTI	3	20091	20091	0.1194	0.1194	NA	NA
b.	FINANCIAL INSTITUTIONS/ BANKS	2	4730	4730	0.0281	0.0281	NA	NA
c.	CENTRAL GOVERNMENT/ STATE GOVERNMENT(S)	0	0	0	0.0000	0.0000	NA	NA
d.	VENTURE CAPITAL FUNDS	0	0	0	0.0000	0.0000	NA	NA
e.	INSURANCE COMPANIES	0	0	0	0.0000	0.0000	NA	NA
f.	FOREIGN INSTITUTIONAL INVESTORS	3	13853	13853	0.0823	0.0823	NA	NA
g.	FOREIGN VENTURE CAPITAL INVESTORS	0	0	0	0.0000	0.0000	NA	NA
h.	QUALIFIED FOREIGN INVESTOR	0	0	0	0.0000	0.0000	NA	NA
i.	ANY OTHER							
<b>SUB - TOTAL (B)(1)</b>		<b>8</b>	<b>38674</b>	<b>38674</b>	<b>0.2298</b>	<b>0.2298</b>	<b>NA</b>	<b>NA</b>



CLAUSE 35  
Introductory sub-table (I)(a)

NAME OF THE COMPANY : MPS LIMITED  
SCRIP CODE :  
QUARTER ENDED :  
SHAREHOLDING PATTERN AS ON : 31-Dec-2014

, NAME OF THE SCRIP :

, CLASS OF SECURITY : EQUITY

STATEMENT SHOWING SHAREHOLDING PATTERN  
TABLE (I)(a)

CATE GORY CODE	CATEGORY OF SHARE HOLDER	NO. OF HOLDERS	TOTAL NO. OF SHARES	SHARES IN DEMAT	TOTAL SHAREHOLDING AS A PERCENTAGE OF TOTAL NUMBER OF SHARES		SHARES PLEDGED OR OTHERWISE ENCUMBERED	
					AS A % OF (A+B) (VI)	AS A % OF (A+B+C) (VII)	Number of shares (VIII)	As a percentage (IX)= (VIII)/(IV)*100
(I)	(II)	(III)	(IV)	(V)	(VI)	(VII)	(VIII)	(IX)
<b>2. NON-INSTITUTIONS</b>								
a.	BODIES CORPORATE	311	364895	364895	2.1690	2.1690	NA	NA
b.	INDIVIDUALS -							
	I INDIVIDUAL SHAREHOLDERS HOLDING NOMINAL SHARE CAPITAL UPTO RS. 1 LAKH	6690	2223443	2194323	13.2169	13.2169	NA	NA
	II INDIVIDUAL SHAREHOLDERS HOLDING NOMINAL SHARE CAPITAL IN EXCESS OF RS. 1 LAKH	43	1004564	1004564	5.9714	5.9714	NA	NA
c.	QUALIFIED FOREIGN INVESTOR	0	0	0	0.0000	0.0000	NA	NA
d.	ANY OTHER							
	CLEARING MEMBERS	29	6469	6469	0.0384	0.0384	NA	NA
	DIRECTORS AND THEIR RELATIVES	1	9731	9731	0.0578	0.0578	NA	NA
	HINDU UNDIVIDED FAMILIES	314	352081	352081	2.0928	2.0928	NA	NA
	NON RESIDENT INDIANS	182	205815	205815	1.2234	1.2234	NA	NA
		526	574096	574096	3.4126	3.4126	NA	NA
SUB - TOTAL (B)(2)		7570	4166998	4137878	24.7701	24.7701	NA	NA
TOTAL PUBLIC SHAREHOLDING (B) = (B)(1)+(B)(2)		7578	4205672	4176552	25.0000	25.0000	NA	NA
TOTAL (A)+(B)		7579	16822668	16793548	100.0000	100.0000	0	0.0000



CATEGORY CODE	CATEGORY OF SHARE HOLDER	NO. OF HOLDERS	TOTAL NO. OF SHARES	SHARES IN DEMAT	TOTAL SHAREHOLDING AS A PERCENTAGE OF TOTAL NUMBER OF SHARES	SHARES PLEDGED OR OTHERWISE ENCUMBERED		
(I)	(II)	(III)	(IV)	(V)	AS A % OF (A+B) (VI)	AS A % OF (A+B+C) (VII)	Number of shares (VIII)	As a percentage (IX) = (VIII)/(IV)*100
C.	SHARES HELD BY CUSTODIANS AND AGAINST WHICH DEPOSITORY RECEIPTS HAVE BEEN ISSUED							
	Promoter and Promoter Group	0	0	0	0.0000	0.0000	NA	NA
	Public	0	0	0	0.0000	0.0000	NA	NA
	TOTAL CUSTODIAN (C)	0	0	0	0.0000	0.0000	NA	NA
	GRAND TOTAL (A)+(B)+(C)	7579	16822668	16793548		100.0000	0	0.0000



MFS LIMITED

(I)(b) Statement showing holding of securities (including shares, warrants, convertible securities) of persons belonging to the category "Promoter and Promoter Group" - 31-Dec-2014

Sr.No	Name of the shareholder	Details of Shares held		Encumbered shares (*)			Details of warrants		Details of convertible securities		Total shares (including underlying shares assuming full conversion of warrants and convertible securities) as a % of diluted share capital
		No. of Shares held	As a % of grand total (A)+(B)+(C)	No. of Shares held	As a percentage	As a % of grand total (A)+(B)+(C) of sub-clause (I)(a)	Number of warrants held	As a % total number of warrants of the same class	Number of convertible securities held	As a % total number of convertible securities of the same class	
(I)	(II)	(III)	(IV)	(V)	(VI)= (V)/(III)*100	(VII)	(VIII)	(IX)	(X)	(XI)	(XII)
1	ADI BPO SERVICES LIMITED	12616996	74.9999	0	0.0000	0.0000	0	0.0000	0	0.0000	74.9999
	TOTAL	12616996	74.9999	0	0.0000	0.0000	0	0.0000	0	0.0000	74.9999



NPS LIMITED

(I)(c)(i) Statement showing holding of securities (including shares, warrants, convertible securities) of persons belonging to the category "Public" and holding more than 1% of the total number of shares - 31-Dec-2014


Sr.No	Name of the shareholder	No. of Shares held	Shares as a percentage of total number of shares (i.e., Grand Total (A)+(B)+(C) indicated in Statement at para(I)(a) above)	Details of warrants		Details of convertible securities		Total shares (including underlying shares assuming full conversion of warrants and convertible securities) as a % of diluted share capital
				Number of warrants held	As a % total number of warrants of the same class	Number of convertible securities held	% w.r.t total convertible securities of the same class	
	NIL							



MPS LIMITED

(I)(c)(ii) Statement showing holding of securities (including shares, warrants, convertible securities) of persons (together with PAC) belonging to the category "Public" and holding more than 5% of the total number of shares of the company - 31-Dec-2014

Sr.No	Name(s) of the shareholder(s) and the Persons Acting in Concert (PAC) with them	No. of Shares held	Shares as a percentage of total number of shares (i.e., Grand Total (A)+(B)+(C) indicated in Statement at para(I)(a) above)	Details of warrants		Details of convertible securities		Total shares (including underlying shares assuming full conversion of warrants and convertible securities) as a % of diluted share capital
				Number of warrants held of the same class	As a % total number of warrants of the same class	Number of convertible securities held	% w.r.t total convertible securities of the same class	
	NIL							






MPS LIMITED

(I)(d) STATEMENT SHOWING DETAILS OF LOCKED-IN SHARES -31-Dec-2014


SL.NO	NAME OF THE SHARE HOLDER	NUMBER OF LOCKED IN SHARES	LOCKED-IN SHARES AS A % OF TOTAL NUMBER OF SHARES {i.e., GRAND TOTAL (A)+(B)+(C) INDICATED IN STATEMENT AT PARA (I)(a) ABOVE}	Promoter / Promoter Group / Public
	NIL			



MPS LIMITED

(II)(a) STATEMENT SHOWING DETAILS OF DEPOSITORY RECEIPTS (DRs) - 31-Dec-2014

SL.NO	TYPE OF OUTSTANDING DR (ADRs, GDRs, SDRs,etc.)	NUMBER OF OUTSTANDING DRs	NUMBER OF SHARES UNDERLYING OUTSTANDING DRs	SHARES UNDERLYING OUTSTANDING DRs AS A % OF TOTAL NUMBER OF SHARES (i.e., GRAND TOTAL (A)+(B)+(C) INDICATED IN STATEMENT AT PARA (I)(a) ABOVE}
	NIL			



MFS LIMITED

(II)(b) STATEMENT SHOWING HOLDING OF DEPOSITORY RECEIPTS (DRs), WHERE UNDERLYING SHARES HELD BY  
PROMOTER/PROMOTER GROUP ARE IN EXCESS OF 1% OF THE TOTAL NUMBER OF SHARES - 31-Dec-2014


SL.NO	NAME OF THE DR HOLDER	TYPE OF OUTSTANDING DR (ADRs, GDRs, SDRs, etc.)	NUMBER OF SHARES UNDERLYING OUTSTANDING DRs	SHARES UNDERLYING OUTSTANDING DRs AS A % OF TOTAL NUMBER OF SHARES (i.e., GRAND TOTAL (A)+(B)+(C) INDICATED IN STATEMENT AT PARA (I)(a) ABOVE)
	NIL			



MPS LIMITED

(III)(a) STATEMENT SHOWING THE VOTING PATTERN OF SHAREHOLDERS, IF MORE THAN ONE CLASS OF SHARES / SECURITIES IS ISSUED BY THE ISSUER.

CATEGORY OF SHARE HOLDER		NUMBER OF VOTING RIGHTS HELD IN EACH CLASS OF SECURITIES			TOTAL VOTING RIGHTS (III+IV+V)	TOTAL VOTING RIGHTS i.e.(VI)	
		CLASS X (III)	CLASS Y (IV)	CLASS Z (V)	(VI)	AS A % OF (A+B) (VII)	AS A % OF (A+B+C) (VIII)
(I)	(II)						
<b>(A) PROMOTER AND PROMOTER GROUP</b>							
(1)	INDIAN	—	—	—	—	—	—
(a)	INDIVIDUALS/HINDU UNDIVIDED FAMILY	—	—	—	—	—	—
(b)	CENTRAL GOVERNMENT / STATE GOVERNMENT(S)	—	—	—	—	—	—
(c)	BODIES CORPORATE	12616996	—	—	12616996	74.9999	74.9999
(d)	FINANCIAL INSTITUTIONS / BANKS	—	—	—	—	—	—
(e)	ANY OTHER (SPECIFY)	—	—	—	—	—	—
SUB-TOTAL(A)(1)		12616996	—	—	12616996	74.9999	74.9999
<b>(2) FOREIGN</b>							
(a)	INDIVIDUALS (NON-RESIDENT INDIVIDUALS / FOREIGN INDIVIDUALS)	—	—	—	—	—	—
(b)	BODIES CORPORATE	—	—	—	—	—	—
(c)	INSTITUTIONS	—	—	—	—	—	—
(d)	ANY OTHER	—	—	—	—	—	—
SUB-TOTAL(A)(2)		—	—	—	—	—	—
TOTAL SHAREHOLDING OF PROMOTER AND PROMOTER GROUP (A)=(A)(1)+(A)(2)		12616996	—	—	12616996	74.9999	74.9999



MPS LIMITED  
 (III)(a) STATEMENT SHOWING THE VOTING PATTERN OF SHAREHOLDERS, IF MORE THAN ONE CLASS OF SHARES / SECURITIES  
 IS ISSUED BY THE ISSUER.

(I)	(II)	(III)	(IV)	(V)	(VI)	(VII)	(VIII)
(B) PUBLIC SHAREHOLDING							
(1) INSTITUTIONS		—	—	—	—	—	—
(a) MUTUAL FUNDS / UTI		20091	—	—	20091	0.1194	0.1194
(b) FINANCIAL INSTITUTIONS / BANKS		4730	—	—	4730	0.0281	0.0281
(c) CENTRAL GOVERNMENT / STATE GOVERNMENT(S)		—	—	—	—	—	—
(d) VENTURE CAPITAL FUNDS		—	—	—	—	—	—
(e) INSURANCE COMPANIES		—	—	—	—	—	—
(f) FOREIGN INSTITUTIONAL INVESTORS		13853	—	—	13853	0.0823	0.0823
(g) FOREIGN VENTURE CAPITAL INVESTORS		—	—	—	—	—	—
(h) ANY OTHER (SPECIFY)		—	—	—	—	—	—
SUB-TOTAL(B)(1)		138674	—	—	138674	0.2298	0.2298
(2) NON-INSTITUTIONS							
(a) BODIES CORPORATE		364895	—	—	364895	2.1690	2.1690
(b) INDIVIDUALS -							
I. INDIVIDUAL SHAREHOLDERS HOLDING NOMINAL SHARECAPITAL UP TO RS. 1 LAKH		2223443	—	—	2223443	13.2169	13.2169
II. INDIVIDUAL SHAREHOLDERS HOLDING NOMINAL SHARECAPITAL IN EXCESS OF RS. 1 LAKH		1004564	—	—	1004564	5.9714	5.9714
(c) ANY OTHER (SPECIFY)		6469	—	—	6469	0.0384	0.0384
	<i>clearing Member</i>	9731	—	—	9731	0.0578	0.0578
	<i>Director &amp; their relative</i>	352081	—	—	352081	2.0928	2.0928
	<i>HUF</i>	205815	—	—	205815	1.2234	1.2234
	<i>NRI</i>						
SUB-TOTAL(B)(2)		4166998	—	—	4166998	24.7701	24.7701
TOTAL PUBLIC SHAREHOLDING (B)=(B)(1)+(B)(2)		4205672	—	—	4205672	25.0000	25.0000
TOTAL (A)+(B)		116822668	—	—	116822668	100.0000	100.0000
(C) SHARES HELD BY CUSTODIANS AND AGAINST WHICH DEPOSITORY RECEIPTS HAVE BEEN ISSUED		—	—	—	—	—	—
GRAND TOTAL (A)+(B)+(C)		116822668	—	—	116822668	100.0000	100.0000

