


CLAUSE 35
Introductory sub-table (I)(a)

NAME OF THE COMPANY : MPS LIMITED
SCRIP CODE :
QUARTER ENDED :
SHAREHOLDING PATTERN AS ON : 30-Sep-2014

, NAME OF THE SCRIP :

, CLASS OF SECURITY : EQUITY

Partly paid-up shares:-	No. of partly paid-up shares	As a % of total no. of partly paid-up shares	As a % of total no. of shares of the company
Held by promoter/promoter group	NIL	NIL	NIL
Held by public	NIL	NIL	NIL
Total - D	NIL	NIL	NIL
Outstanding convertible securities:-	No. of outstanding securities	As a % of total no. of outstanding convertible securities	As a % of total no. of shares of the company, assuming full conversion of the convertible securities
Held by promoter/promoter group	NIL	NIL	NIL
Held by public	NIL	NIL	NIL
Total - E	NIL	NIL	NIL
Warrants:-	No. of warrants	As a % of total no. of warrants	As a % of total no. of shares of the company, assuming full conversion of warrants
Held by promoter/promoter group	NIL	NIL	NIL
Held by public	NIL	NIL	NIL
Total - F	NIL	NIL	NIL
Total paid-up capital of the company, assuming full Conversion of warrants and convertible securities	16822668	NIL	100



CLAUSE 35
Introductory sub-table (I)(a)


NAME OF THE COMPANY : MPS LIMITED
SCRIP CODE :
QUARTER ENDED :
SHAREHOLDING PATTERN AS ON : 30-Sep-2014

, NAME OF THE SCRIP :

, CLASS OF SECURITY : EQUITY

STATEMENT SHOWING SHAREHOLDING PATTERN
TABLE (I)(a)

DATE CATEGORY CODE	CATEGORY OF SHARE HOLDER	NO. OF HOLDERS	TOTAL NO. OF SHARES	SHARES IN DEMAT	TOTAL SHAREHOLDING AS A PERCENTAGE OF TOTAL NUMBER OF SHARES	SHARES PLEDGED OR OTHERWISE ENCUMBERED	
(I)	(II)	(III)	(IV)	(V)	AS A % OF (A+B) (VI)	AS A % OF (A+B+C) (VII)	Number of shares (VIII) As a percentage (IX)= (VIII)/(IV)*100
A. SHAREHOLDING OF PROMOTER AND PROMOTER GROUP							
1. INDIAN							
a.	INDIVIDUALS/HINDU UNDIVIDED FAMILY	0	0	0	0.0000	0.0000	0 0.0000
b.	CENTRAL GOVERNMENT/ STATE GOVERNMENT(S)	0	0	0	0.0000	0.0000	0 0.0000
c.	BODIES CORPORATE	1	12616996	12616996	74.9999	74.9999	0 0.0000
d.	FINANCIAL INSTITUTIONS/ BANKS	0	0	0	0.0000	0.0000	0 0.0000
e.	ANY OTHER						
SUB - TOTAL (A)(1)		1	12616996	12616996	74.9999	74.9999	0 0.0000
2. FOREIGN							
a.	INDIVIDUALS (NON- RESIDENT INDIVIDUALS/ FOREIGN INDIVIDUALS)	0	0	0	0.0000	0.0000	0 0.0000
b.	BODIES CORPORATE	0	0	0	0.0000	0.0000	0 0.0000
c.	INSTITUTIONS	0	0	0	0.0000	0.0000	0 0.0000
d.	QUALIFIED FOREIGN INVESTOR	0	0	0	0.0000	0.0000	0 0.0000
e.	ANY OTHER						
SUB - TOTAL (A)(2)		0	0	0	0.0000	0.0000	0 0.0000
TOTAL SHARE HOLDING OF PROMOTER AND PROMOTER GROUP (A) = (A)(1)+(A)(2)		1	12616996	12616996	74.9999	74.9999	0 0.0000



CLAUSE 35
Introductory sub-table (I)(a)


NAME OF THE COMPANY : MPS LIMITED
SCRIP CODE :
QUARTER ENDED :
SHAREHOLDING PATTERN AS ON : 30-Sep-2014

, NAME OF THE SCRIP :

, CLASS OF SECURITY : EQUITY

STATEMENT SHOWING SHAREHOLDING PATTERN
TABLE (I)(a)

CATE GORY CODE	CATEGORY OF SHARE HOLDER	NO.OF HOLDERS	TOTAL NO.OF SHARES	SHARES IN DEMAT	TOTAL SHAREHOLDING AS A PERCENTAGE OF TOTAL NUMBER OF SHARES		SHARES PLEDGED OR OTHERWISE ENCUMBERED	
					AS A % OF (A+B) (VI)	AS A % OF (A+B+C) (VII)	Number of shares (VIII)	As a percentage (IX)= (VIII)/(IV)*100
(I)	(II)	(III)	(IV)	(V)	(VI)	(VII)	(VIII)	(IX)
B. PUBLIC SHAREHOLDING								
1. INSTITUTIONS								
a.	MUTUAL FUNDS/UTI	0	0	0	0.0000	0.0000	NA	NA
b.	FINANCIAL INSTITUTIONS/ BANKS	2	4455	4455	0.0264	0.0264	NA	NA
c.	CENTRAL GOVERNMENT/ STATE GOVERNMENT(S)	0	0	0	0.0000	0.0000	NA	NA
d.	VENTURE CAPITAL FUNDS	0	0	0	0.0000	0.0000	NA	NA
e.	INSURANCE COMPANIES	0	0	0	0.0000	0.0000	NA	NA
f.	FOREIGN INSTITUTIONAL INVESTORS	1	10883	10883	0.0646	0.0646	NA	NA
g.	FOREIGN VENTURE CAPITAL INVESTORS	0	0	0	0.0000	0.0000	NA	NA
h.	QUALIFIED FOREIGN INVESTOR	0	0	0	0.0000	0.0000	NA	NA
i.	ANY OTHER							
SUB - TOTAL (B)(1)		3	15338	15338	0.0911	0.0911	NA	NA



~~CLAUSE 35~~
Introductory sub-table (I)(a)

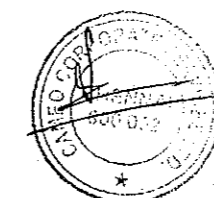
NAME OF THE COMPANY : MPS LIMITED
 SCRIP CODE :
 QUARTER ENDED :
 SHAREHOLDING PATTERN AS ON : 30-Sep-2014

, NAME OF THE SCRIP :

, CLASS OF SECURITY : EQUITY

STATEMENT SHOWING SHAREHOLDING PATTERN
 TABLE (I)(a)

CATEGORY CODE	CATEGORY OF SHARE HOLDER	NO. OF HOLDERS	TOTAL NO. OF SHARES	SHARES IN DEMAT	TOTAL SHAREHOLDING AS A PERCENTAGE OF TOTAL NUMBER OF SHARES		SHARES PLEDGED OR OTHERWISE ENCUMBERED	
					AS A % OF (A+B) (VI)	AS A % OF (A+B+C) (VII)	Number of shares (VIII)	As a percentage (IX) = (VIII)/(IV)*100
(I)	(II)	(III)	(IV)	(V)				
2. NON-INSTITUTIONS								
a.	BODIES CORPORATE	305	381457	381457	2.2675	2.2675	NA	NA
b.	INDIVIDUALS -							
	I INDIVIDUAL SHAREHOLDERS HOLDING NOMINAL SHARE CAPITAL UPTO RS. 1 LAKH	6389	2228847	2199727	13.2490	13.2490	NA	NA
	II INDIVIDUAL SHAREHOLDERS HOLDING NOMINAL SHARE CAPITAL IN EXCESS OF RS. 1 LAKH	41	1009871	1009871	6.0030	6.0030	NA	NA
c.	QUALIFIED FOREIGN INVESTOR	0	0	0	0.0000	0.0000	NA	NA
d.	ANY OTHER							
	CLEARING MEMBERS	54	26726	26726	0.1588	0.1588	NA	NA
	DIRECTORS AND THEIR RELATIVES	2	9732	9732	0.0578	0.0578	NA	NA
	HINDU UNDIVIDED FAMILIES	294	343253	343253	2.0404	2.0404	NA	NA
	NON RESIDENT INDIANS	162	190448	190448	1.1320	1.1320	NA	NA
		512	570159	570159	3.3892	3.3892	NA	NA
SUB - TOTAL (B)(2)		7247	4190334	4161214	24.9088	24.9088	NA	NA
TOTAL PUBLIC SHAREHOLDING (B) = (B)(1)+(B)(2)		7250	4205672	4176552	25.0000	25.0000	NA	NA
TOTAL (A)+(B)		7251	16822668	16793548	100.0000	100.0000	0	0.0000

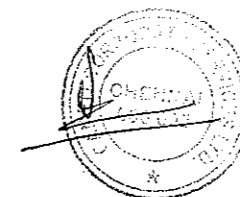


CATEGORY CODE	CATEGORY OF SHARE HOLDER	NO. OF HOLDERS	TOTAL NO. OF SHARES	SHARES IN DEMAT	TOTAL SHAREHOLDING AS A PERCENTAGE OF TOTAL NUMBER OF SHARES		SHARES PLEDGED OR OTHERWISE ENCUMBERED	
					AS A % OF (A+B) (VI)	AS A % OF (A+B+C) (VII)	Number of shares (VIII)	As a percentage (IX) = (VIII)/(IV)*100
(I)	(II)	(III)	(IV)	(V)	(VI)	(VII)	(VIII)	(IX)
C. SHARES HELD BY CUSTODIANS AND AGAINST WHICH DEPOSITORY RECEIPTS HAVE BEEN ISSUED								
	Promoter and Promoter Group Public	0	0	0	0.0000	0.0000	NA	NA
	TOTAL CUSTODIAN (C)	0	0	0	0.0000	0.0000	NA	NA
GRAND TOTAL (A)+(B)+(C)		7251	16822668	16793548	100.0000	100.0000	0	0.0000

[Handwritten signature]

(I)(B) Statement showing holding of securities (including shares, warrants, convertible securities) of persons belonging to the category "Promoter and Promoter Group" - 30-Sep-2014


Sr.No	Name of the shareholder	Details of Shares held		Encumbered shares (*)			Details of warrants		Details of convertible securities		Total shares (including underlying shares assuming full conversion of warrants and convertible securities) as a % of diluted share capital
		No. of Shares held	As a % of grand total (A)+(B)+(C)	No. of Shares held	As a percentage	As a % of grand total (A)+(B)+(C) of sub-clause (I)(a)	Number of warrants held	As a % total number of warrants of the same class	Number of convertible securities held	As a % total number of convertible securities of the same class	(XII)
(I)	(II)	(III)	(IV)	(V)	(VI)= (V)/(III)*100	(VII)	(VIII)	(IX)	(X)	(XI)	(XII)
1	ADI BPO SERVICES LIMITED	12616996	74.9999	0	0.0000	0.0000	0	0.0000	0	0.0000	74.9999
	TOTAL	12616996	74.9999	0	0.0000	0.0000	0	0.0000	0	0.0000	74.9999



MPS LIMITED

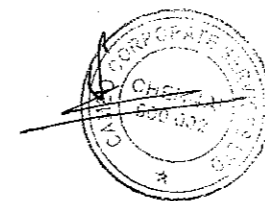
(I)(c)(i) Statement showing holding of securities (including shares, warrants, convertible securities) of persons belonging to the category "Public" and holding more than 1% of the total number of shares - 30-Sep-2014

Sr.No	Name of the shareholder	No. of Shares held	Shares as a percentage of total number of shares (i.e., Grand Total (A)+(B)+(C) indicated in Statement at para(I)(a) above)	Details of warrants		Details of convertible securities		Total shares (including underlying shares assuming full conversion of warrants and convertible securities) as a % of diluted share capital
				Number of warrants held	As a % total number of warrants of the same class	Number of convertible securities held	% w.r.t total number of convertible securities of the same class	
	NIL							




(I)(c)(ii) Statement showing holding of securities (including shares, warrants, convertible securities) of persons (together with PAC) belonging to the category "Public" and holding more than 5% of the total number of shares of the company - 30-Sep-2014

Sr.No	Name(s) of the shareholder(s) and the Persons Acting in Concert (PAC) with them	No. of Shares held	Shares as a	Details of warrants		Details of convertible securities		Total shares (including underlying shares assuming full conversion of warrants and convertible securities) as a % of diluted share capital
			percentage of total number of shares (i.e., Grand Total (A)+(B)+(C) indicated in Statement at para(I)(a) above)	Number of warrants held	As a % total number of warrants of the same class	Number of convertible securities held	% w.r.t total number of convertible securities of the same class	
	NIL							



MPS LIMITED
(I)(d) STATEMENT SHOWING DETAILS OF LOCKED-IN SHARES -30-Sep-2014


SL.NO	NAME OF THE SHARE HOLDER	NUMBER OF LOCKED IN SHARES	LOCKED-IN SHARES AS A % OF TOTAL NUMBER OF SHARES {i.e., GRAND TOTAL (A)+(B)+(C) INDICATED IN STATEMENT AT PARA (I)(a) ABOVE}	Promoter / Promoter Group / Public
	NIL			



MPS LIMITED

(II)(a) STATEMENT SHOWING DETAILS OF DEPOSITORY RECEIPTS (DRs) - 30-Sep-2014

SL.NO	TYPE OF OUTSTANDING DR (ADRs, GDRs, SDRs,etc.)	NUMBER OF OUTSTANDING DRs	NUMBER OF SHARES UNDERLYING OUTSTANDING DRs	SHARES UNDERLYING OUTSTANDING DRs AS A % OF TOTAL NUMBER OF SHARES (i.e., GRAND TOTAL (A)+(B)+(C) INDICATED IN STATEMENT AT PARA (I)(a) ABOVE
	NIL			




(II)(b) STATEMENT SHOWING HOLDING OF DEPOSITORY RECEIPTS (DRs) WHERE UNDERLYING SHARES HELD BY PROMOTER/PROMOTER GROUP ARE IN EXCESS OF 1% OF THE TOTAL NUMBER OF SHARES - 30-Sep-2014

SL.NO	NAME OF THE DR HOLDER	TYPE OF OUTSTANDING DR (ADRs, GDRs, SDRs, etc.)	NUMBER OF SHARES UNDERLYING OUTSTANDING DRs	SHARES UNDERLYING OUTSTANDING DRs AS A % OF TOTAL NUMBER OF SHARES (i.e., GRAND TOTAL (A)+(B)+(C) INDICATED IN STATEMENT AT PARA (I)(a) ABOVE)
	NIL			

MPS LIMITED
 (III)(a) STATEMENT SHOWING THE VOTING PATTERN OF SHAREHOLDERS, IF MORE THAN ONE CLASS OF SHARES / SECURITIES
 IS ISSUED BY THE ISSUER.

CATEGORY OF SHARE HOLDER		NUMBER OF VOTING RIGHTS HELD IN EACH CLASS OF SECURITIES			TOTAL VOTING RIGHTS (III+IV+V) (VI)	TOTAL VOTING RIGHTS i.e.(VI)	
		CLASS X (III)	CLASS Y (IV)	CLASS Z (V)		AS A % OF (A+B) (VII)	AS A % OF (A+B+C) (VIII)
(I)	(II)						
(A) PROMOTER AND PROMOTER GROUP							
(1)	INDIAN	—	—	—	—	—	—
(a)	INDIVIDUALS/HINDU UNDIVIDED FAMILY	—	—	—	—	—	—
(b)	CENTRAL GOVERNMENT / STATE GOVERNMENT(S)	—	—	—	—	—	—
(c)	BODIES CORPORATE	12616996	—	—	12616996	74.9999	74.9999
(d)	FINANCIAL INSTITUTIONS / BANKS	—	—	—	—	—	—
(e)	ANY OTHER (SPECIFY)	—	—	—	—	—	—
SUB-TOTAL (A)(1)		—	—	—	—	—	—
(2) FOREIGN							
(a)	INDIVIDUALS (NON-RESIDENT INDIVIDUALS / FOREIGN INDIVIDUALS)	—	—	—	—	—	—
(b)	BODIES CORPORATE	—	—	—	—	—	—
(c)	INSTITUTIONS	—	—	—	—	—	—
(d)	ANY OTHER	—	—	—	—	—	—
SUB-TOTAL (A)(2)		—	—	—	—	—	—
TOTAL SHAREHOLDING OF PROMOTER AND PROMOTER GROUP (A)=(A)(1)+(A)(2)		12616996	—	—	12616996	74.9999	74.9999



(III)(a) STATEMENT SHOWING THE VOTING PATTERN OF SHAREHOLDERS, IF MORE THAN ONE CLASS OF SHARES / SECURITIES IS ISSUED BY THE ISSUER.

(I)	(II)	(III)	(IV)	(V)	(VI)	(VII)	(VIII)
(B) PUBLIC SHAREHOLDING							
(1) INSTITUTIONS							
(a) MUTUAL FUNDS / UTI	—	—	—	—	—	—	—
(b) FINANCIAL INSTITUTIONS / BANKS	4455	—	—	4455	0.0264	0.0264	
(c) CENTRAL GOVERNMENT / STATE GOVERNMENT(S)	—	—	—	—	—	—	
(d) VENTURE CAPITAL FUNDS	—	—	—	—	—	—	
(e) INSURANCE COMPANIES	—	—	—	—	—	—	
(f) FOREIGN INSTITUTIONAL INVESTORS	10883	—	—	10883	0.0646	0.0646	
(g) FOREIGN VENTURE CAPITAL INVESTORS	—	—	—	—	—	—	
(h) ANY OTHER (SPECIFY)	—	—	—	—	—	—	
SUB-TOTAL(B)(1)	15338	—	—	15338	0.0911	0.0911	
(2) NON-INSTITUTIONS							
(a) BODIES CORPORATE	381457	—	—	381457	2.2675	2.2675	
(b) INDIVIDUALS -							
I. INDIVIDUAL SHAREHOLDERS HOLDING NOMINAL SHARECAPITAL UP TO RS. 1 LAKH	2228847	—	—	2228847	13.2490	13.2490	
II. INDIVIDUAL SHAREHOLDERS HOLDING NOMINAL SHARECAPITAL IN EXCESS OF RS. 1 LAKH	1009871	—	—	1009871	6.0030	6.0030	
(c) ANY OTHER (SPECIFY)	26726	—	—	26726	0.1588	0.1588	
Clearing Members	9732	—	—	9732	0.0578	0.0578	
Directors	343253	—	—	343253	2.0404	2.0404	
HUF	190448	—	—	190448	1.1320	1.1320	
NRI							
SUB-TOTAL(B)(2)	4190334	—	—	4190334	24.9088	24.9088	
TOTAL PUBLIC SHAREHOLDING (B)=(B)(1)+(B)(2)	4205672	—	—	4205672	25.000	25.000	
TOTAL (A)+(B)	116822668	—	—	116822668	100.000	100.000	
(C) SHARES HELD BY CUSTODIANS AND AGAINST WHICH DEPOSITORY RECEIPTS HAVE BEEN ISSUED	—	—	—	—	—	—	
GRAND TOTAL (A)+(B)+(C)	116822668	—	—	116822668	100.000	100.000	